

Translation Plugin for Craft CMS



craft cms





Translation Plugin


Enables Craft CMS Professional Translation. Enables Clients to:


- ✓ Select Craft Entries & Globals
- ✓ Send for Translation to Acclaro
- ✓ Track Order Progress
- ✓ Automatically Receive Translations Back into Craft CMS
- ✓ Review & Publish High Quality Translations


Pre-Requisite Step


Configure Craft Locales


**Craft Translation Plugin**



 Dashboard


 Entries

 Globals

 Assets

 Users























 Translations

 **Settings**

Settings >

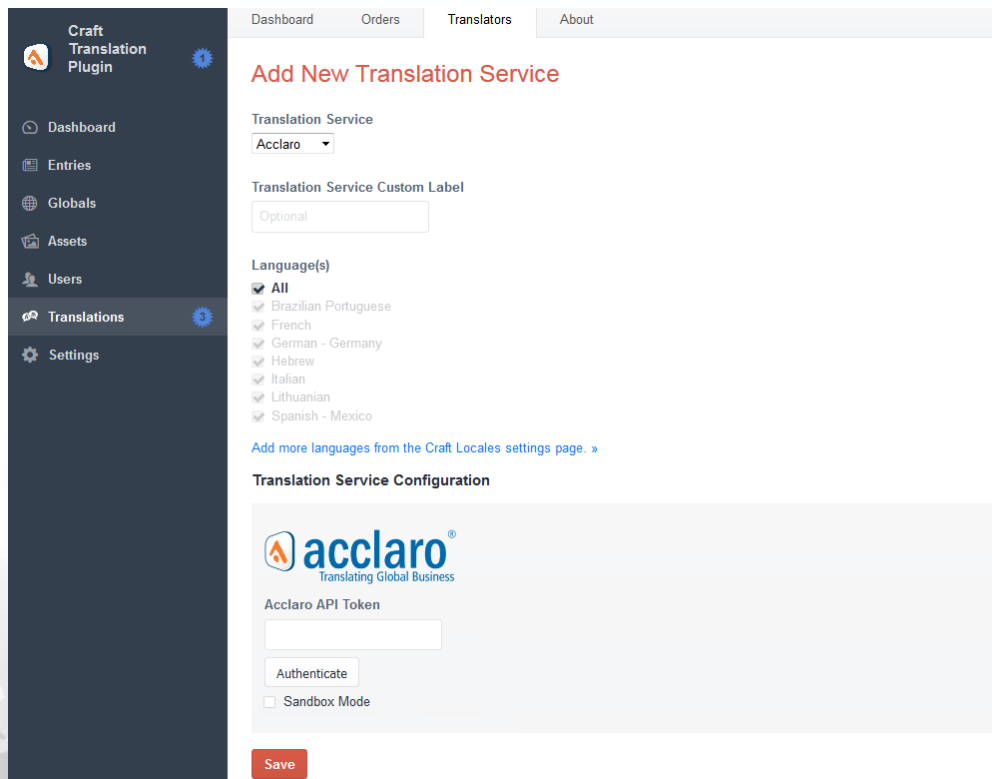
Content Locales

Which locales does your content target?

English	en	 
Spanish	es	 
French	fr	 
German - Germany	de_de	 
Brazilian Portuguese	pt_br	 
Spanish - Mexico	es_mx	 
Finnish - Finland	fi_fi	 
Italian	it	 
Ukrainian	uk	 
Lithuanian	lt	 
Hebrew	he	 

Step 1

Install Plugin & Connect to Acclaro with a 'My Acclaro' API Token



The screenshot shows the 'Craft Translation Plugin' interface. The left sidebar contains navigation links: Dashboard, Entries, Globals, Assets, Users, Translations (active), and Settings. The main content area has tabs for Dashboard, Orders, Translators, and About. The 'Add New Translation Service' page is displayed, featuring a dropdown menu for 'Translation Service' set to 'Acclaro'. Below this is a text input for 'Translation Service Custom Label' with the placeholder 'Optional'. A section for 'Language(s)' lists various languages with checkboxes, all of which are checked: All, Brazilian Portuguese, French, German - Germany, Hebrew, Italian, Lithuanian, and Spanish - Mexico. A link 'Add more languages from the Craft Locales settings page. »' is provided. The 'Translation Service Configuration' section contains the 'acclaro' logo, a text input for 'Acclaro API Token', an 'Authenticate' button, and a 'Sandbox Mode' checkbox. A 'Save' button is at the bottom.

Craft Translation Plugin

Dashboard Orders Translators About

Add New Translation Service

Translation Service
Acclaro


Translation Service Custom Label
Optional

Language(s)

- ☒ All
- ☒ Brazilian Portuguese
- ☒ French
- ☒ German - Germany
- ☒ Hebrew
- ☒ Italian
- ☒ Lithuanian
- ☒ Spanish - Mexico

[Add more languages from the Craft Locales settings page. »](#)

Translation Service Configuration

 acclaro[®]
Translating Global Business

Acclaro API Token

Authenticate

☐ Sandbox Mode

Save

Step 2

Select Craft Entries for Translation

Craft Translation Plugin

Dashboard

Entries

Globals

Assets

Users

Translations

Settings

Entries

All entries

SITE PAGES

Singles

COMPANY

News



Locations

Services

Work

Set status

⚙

Title	Section	Post Date	Expiry Date	Author
<input checked="" type="checkbox"/> Work Index	Work Index	10/3/2017		
<input checked="" type="checkbox"/> How It's Made	Services Index	10/3/2017		
<input checked="" type="checkbox"/> Homepage	Homepage	10/3/2017		
<input checked="" type="checkbox"/> About	About	10/3/2017		
<input type="checkbox"/> The Future of Augmented Reality	News	5/7/2016		 rob
<input type="checkbox"/> Barrel Aged Digital Natives	News	5/6/2016		 rob

+ Add to Translation Order


+ New entry

Create New Order...



Step 3

Confirm Entries in Translation Order Submission Form

 Craft Translation Plugin

Dashboard

Entries

Globals

Assets

Users

Translations

Settings

Translations > Orders > Create New Order >

Translations

DashboardOrdersTranslatorsAbout

Create New Order





1 - Choose Entries2 - Select Languages3 - Add Details4 - Submit

Choose Entries

Entries that are added to this order will appear below. You can add entries from either of the following:

- Entry edit screen
- Entry listing screens


4 entries selected, 284 words

Title	Section	Date Updated	Source Language
 Work Index	Work Index	10/19/2017	English
 How It's Made	Services Index	10/19/2017	English
 Homepage	Homepage	10/19/2017	English
 About	About	10/19/2017	English

Next

Step 4

Select Target Languages

 Craft Translation Plugin

Dashboard

Entries

Globals

Assets

Users

Translations

Settings

Translations > Orders > Create New Order >

Translations

Dashboard

Orders

Translators

About

Create New Order

1 - Choose Entries

2 - Select Languages

3 - Add Details

4 - Submit

Select Languages

Select your source and target languages. Only one source language may be selected per order.
[Add more languages from the Craft Locales settings page.](#) »

Source Language

English

Target Language(s)

☒ All

☒ Brazilian Portuguese

☒ French

☒ German - Germany

☒ Hebrew

☒ Italian

☒ Lithuanian

☒ Spanish

☒ Spanish - Mexico

Next

Step 5

Add Order Details

Craft Translation Plugin

Dashboard

Entries

Globals

Assets

Users

Translations

Settings

Translations > Orders > Create New Order >

Translations

Dashboard

Orders

Translators

About

Create New Order

1 - Choose Entries

2 - Select Languages

3 - Add Details

4 - Submit

Add Details

Define additional details about this order.

Order Name

My Craft Site Translation

Requested Due Date

12/8/2017

Additional comments and instructions

Next

Step 6

Submit or Save Order

Craft Translation Plugin

Dashboard

Entries

Globals

Assets

Users

Translations

Settings

Translations > Orders > Create New Order >

Translations

Dashboard

Orders

Translators

About

Create New Order

1 - Choose Entries

2 - Select Languages

3 - Add Details

4 - Submit

Review & Submit

Review the summary of this order and submit for Translation.

Name	My Craft Site Translation
Languages	English -> Brazilian Portuguese, French, German - Germany, Hebrew, Italian, Lithuanian, Spanish, Spanish - Mexico
Requested due date	12/8/2017
Entries	4
Words	284

Translation Service

Acclaro Sandbox (Client Demo)

Requested Due Date

12/8/2017

Additional comments and instructions


None

Submit

Save

Step 7

Track Progress of Submitted Orders

**Craft Translation Plugin**

Dashboard

Entries

Globals

Assets

Users

Translations

Settings

Translations > Orders > My Craft Site Translation >

Translations

Dashboard

Orders

Translators

About

Order #19384 - My Craft Site Translation

Sync

ID	#19384
Name	My Craft Site Translation
Translator	Acclaro Sandbox (Client Demo)
Languages	English -> Portuguese English -> French English -> German English -> Hebrew English -> Italian English -> Lithuanian English -> Spanish English -> Spanish
Status	<div><div><input type="radio"/> Pending submission</div><div><input checked="" type="radio"/> Submitted to translator</div><div><input type="radio"/> Ready to publish</div><div><input type="radio"/> Published</div></div>
Requested Due Date	12/8/2017

Order Activity Log

10/20/2017 – Order created

10/20/2017 – Order submitted to Acclaro Sandbox (Client Demo)

Order Entries Summary

Work Index

Services Index


Homepage

About

View Entries in this Order

Step 8

Review and Publish Completed Translations

 **Craft Translation Plugin**

[Dashboard](#)
[Entries](#)
[Globals](#)
[Assets](#)
[Users](#)
[Translations](#)
[Settings](#)

Translations > Orders > Craft Test Order > Order Entries >

Translations

[Dashboard](#) [Orders](#) [Translators](#) [About](#)

Craft Test Order

Publish selected

<input type="checkbox"/> Title	Section	Source Language	Target Language(s)	Status
<input checked="" type="checkbox"/> Work Index	Work Index	English	Portuguese French	Ready to publish Ready to publish
<input type="checkbox"/> How It's Made	Services Index	English	German Hebrew	Published Published
<input type="checkbox"/> Homepage	Homepage	English	Italian Lithuanian	Ready to publish Ready to publish

Step 9

Send Globals for Translation (As Needed)

Craft Translation Plugin

Dashboard

Entries

Globals

Assets

Users

Translations

Settings

Globals

English

Current

Footer Content

Copyright Notice en

© Copyright Acclaro Inc {year} 225

Contact Us Label en

Contact us today 239

Email

Sales@Acclaro.com 238

Save

+ Add to Translation Order

Create New Order...

